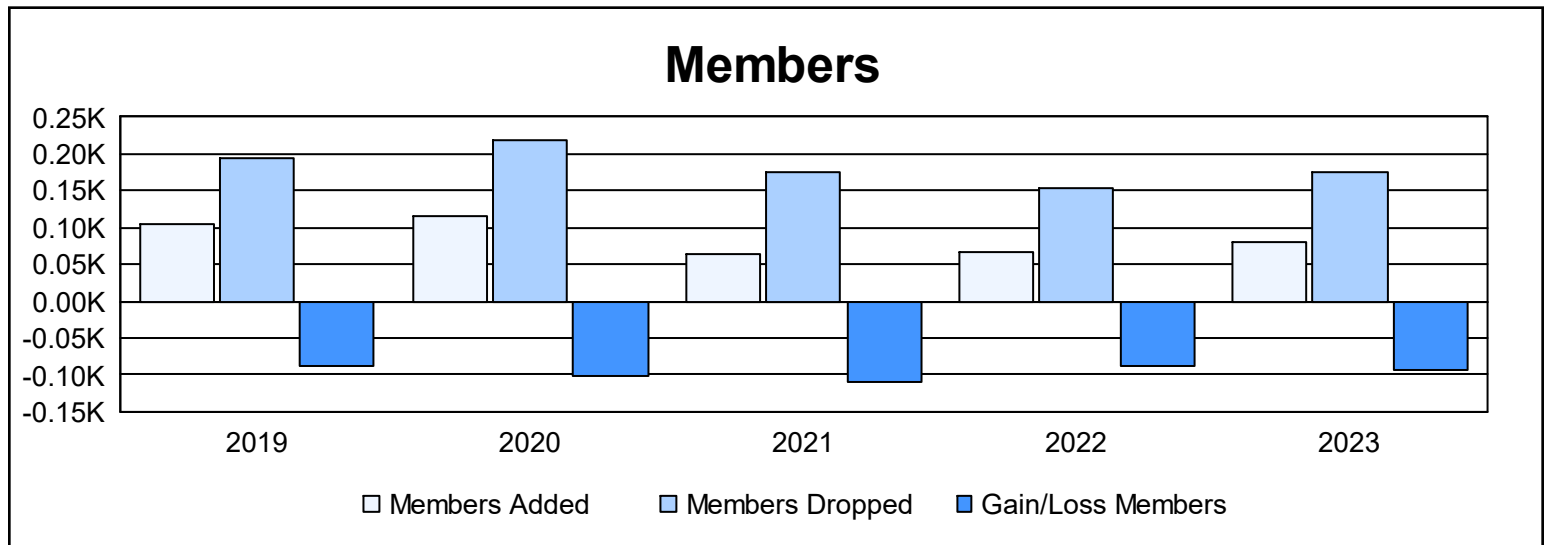
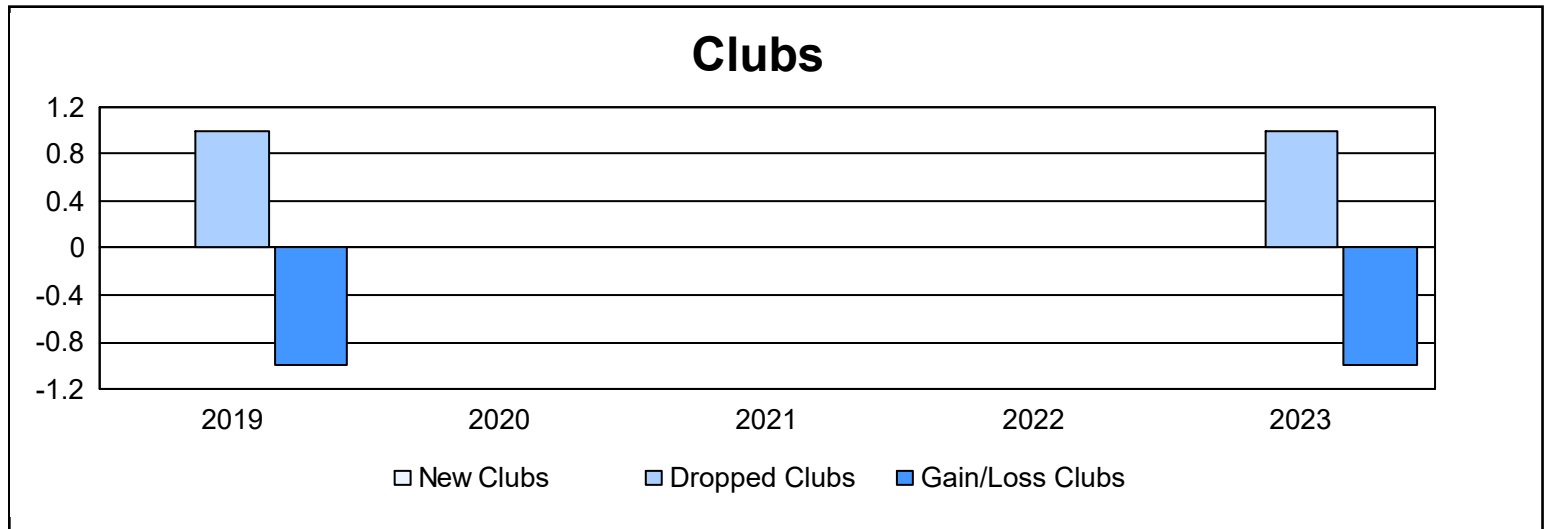
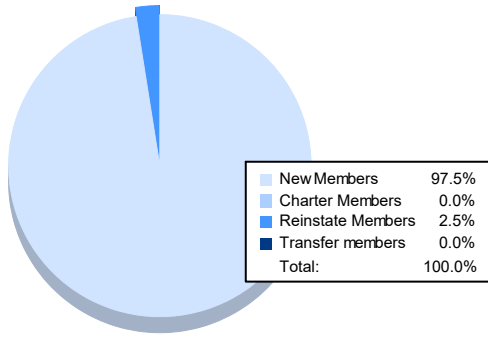


| Year | New Clubs | Dropped Clubs | Gain/ Loss Clubs | New Members | Charter Members | Reinstate Members | Transfer Members | Total Member Added | Total Members Dropped | Gain/ Loss Members |
|----------------|-----------|---------------|------------------|-------------|-----------------|-------------------|------------------|--------------------|-----------------------|--------------------|
| 2018-2019 | 0 | 1 | -1 | 101 | 0 | 3 | 1 | 105 | 194 | -89 |
| 2019-2020 | 0 | 0 | 0 | 105 | 0 | 2 | 9 | 116 | 218 | -102 |
| 2020-2021 | 0 | 0 | 0 | 62 | 0 | 2 | 0 | 64 | 174 | -110 |
| 2021-2022 | 0 | 0 | 0 | 65 | 0 | 1 | 1 | 67 | 154 | -87 |
| 2022-2023 | 0 | 1 | -1 | 79 | 0 | 2 | 0 | 81 | 175 | -94 |
| Average | 0 | 0 | 0 | 82 | 0 | 2 | 2 | 87 | 183 | -96 |



Membership Composition June 2023 Cumulative



Gender Composition June 2023 Cumulative

